

## Taking Part 2008/09: Findings for the South East region

### **About the Taking Part survey**

Taking Part is a major, continuous survey of cultural and sport participation in England, commissioned by the Department for Culture, Media and Sport (DCMS) in partnership with Arts Council England, Sport England, English Heritage and the Museums, Libraries and Archives Council.

Every year it collects detailed information from adults in England (aged 16 and over) about their attendance at a wide variety of arts events, museums, galleries, libraries and heritage sites, and about their participation in creative activities and sport. The data is collected by BMRB Social Research in face-to-face interviews and the survey has been conducted since July 2005.

The sample size for Taking Part in 2008/09 in the South East region was 2,072 (national sample size 14,452).

### **About the region**

The South East region covers the counties of Berkshire, Buckinghamshire, East Sussex, Hampshire, Isle of Wight, Kent, Oxfordshire, Surrey and West Sussex as well as the unitary authority of Milton Keynes.

The 2001 census showed that the population of the South East region was 8,000,645. Mid year population estimates for 2008 were that the population of the region had increased to 8,368,500.

The South East is one of the most affluent English regions. 2% of its Super Output Areas were among the 10% most deprived nationally based on the 2007 Indices of Multiple Deprivation<sup>1</sup> and 5.7% of the working age population of the region were unemployed in 2008/09 (7.6% of the national working age population were unemployed in 2008/09)<sup>2</sup>.

There are 54 regularly funded organisations based in the South East region, including Brighton Dome and Festival and Milton Keynes Gallery.

---

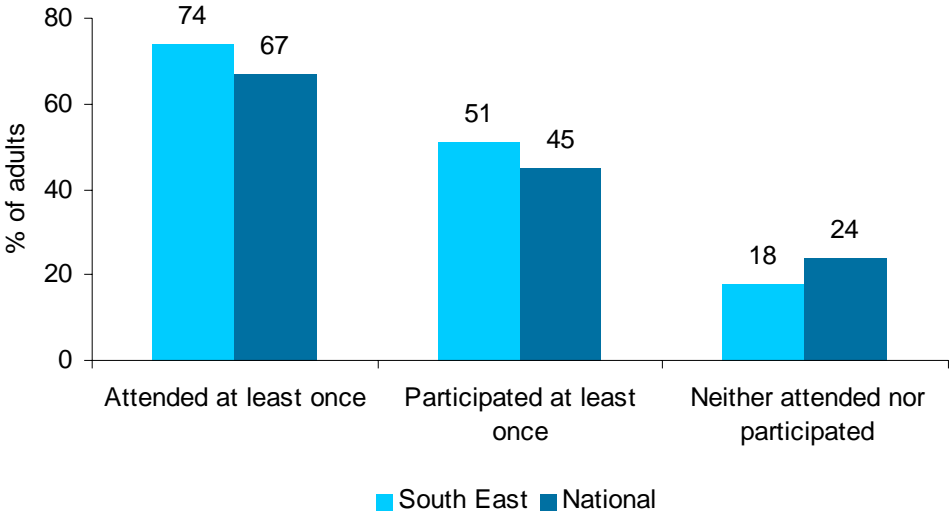
<sup>1</sup> Details of the Indices of Multiple Deprivation can be found on <http://www.communities.gov.uk/communities/neighbourhoodrenewal/deprivation/deprivation07/>

<sup>2</sup> ONS Annual Population Survey, October 2008 – September 2009, data available from [www.nomisweb.co.uk](http://www.nomisweb.co.uk).

### Attendance and participation in the arts

Levels of attendance and participation are higher in the South East than they are nationally. In 2008/09 74% of adults in the South East attended an arts event at least once and 51% participated in artistic activities at least once. 18% of adults in the South East neither attended nor participated.

Figure 1: Proportion of adults attending and participating in the arts in the last 12 months in the South East region, 2008/09



### Engaged three or more times

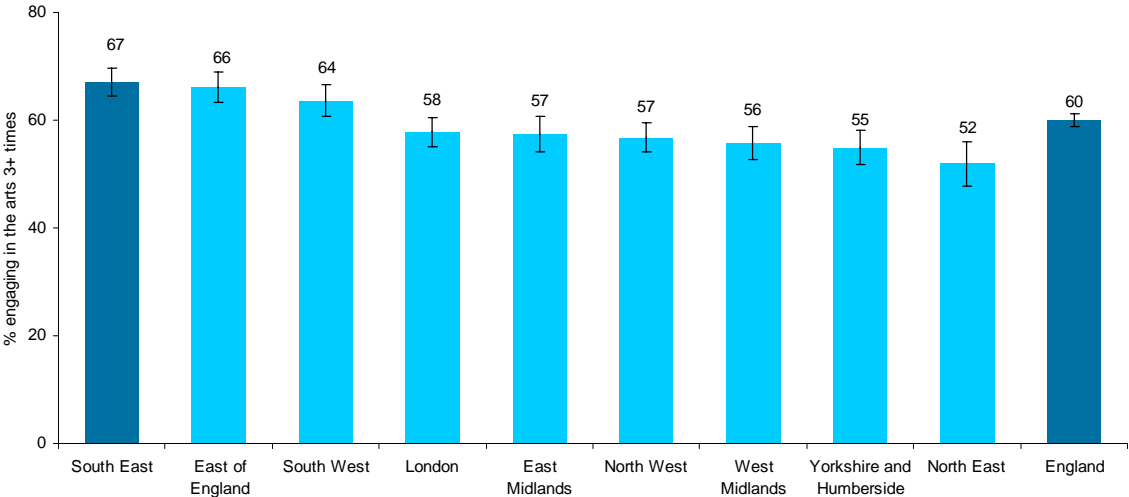
To assess overall performance, the Arts Council calculates the proportion of people who engage in the arts at least three times a year, whether it be through attending arts events, participating in arts activities, or a mixture of both<sup>3</sup>. In 2008/09, adults living in the South East were more likely to have engaged with the arts three or more times in the last 12 months. 67% of people living in the South East had engaged three or more times compared with 60% of people nationally.

When compared to other regions, the proportion of adults living in the South East who had engaged three or more times was significantly higher than that seen in all other English regions apart from the East and South West. This is shown in the chart below. Detailed analysis of the reasons for these regional differences is

<sup>3</sup> See page 3 for a list of the attendance activities included in this measure and page 4 for a list of participation activities included.

beyond the scope of this briefing, but will be primarily influenced by the different social, economic and demographic characteristics of each region<sup>4</sup>.

Figure 2: Proportion of adults engaging in the arts three or more times in the last 12 months by English region, 2008/09

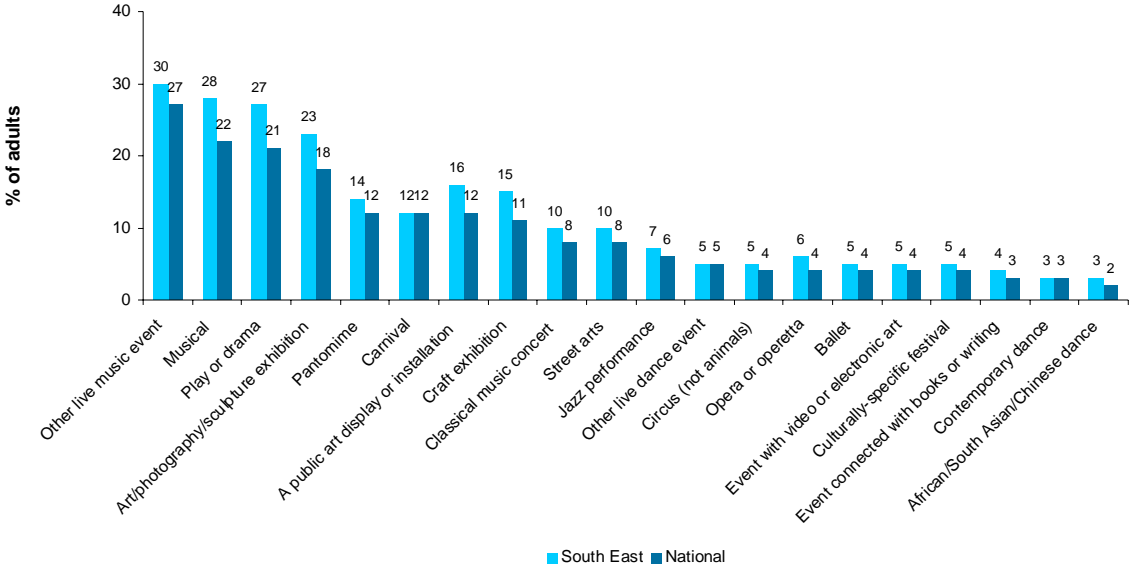


**Attendance by artform**

The chart below shows the proportion of adults in the South East and in England who had attended each of the artforms measured by Taking Part at least once during the last 12 months. Attendance at the majority of the artforms was higher in the South East than it was nationally and nationally. In line with national trends, other live music events (not classical or jazz, 30%), musicals (28%) and play or drama events (27%) had been attended by the highest proportion of people in the South East.

<sup>4</sup> Factors influencing engagement levels with the arts are discussed in more detail in [http://www.artscouncil.org.uk/publication\\_archive/from-indifference-to-enthusiasm-patterns-of-arts-attendance-in-england/](http://www.artscouncil.org.uk/publication_archive/from-indifference-to-enthusiasm-patterns-of-arts-attendance-in-england/)

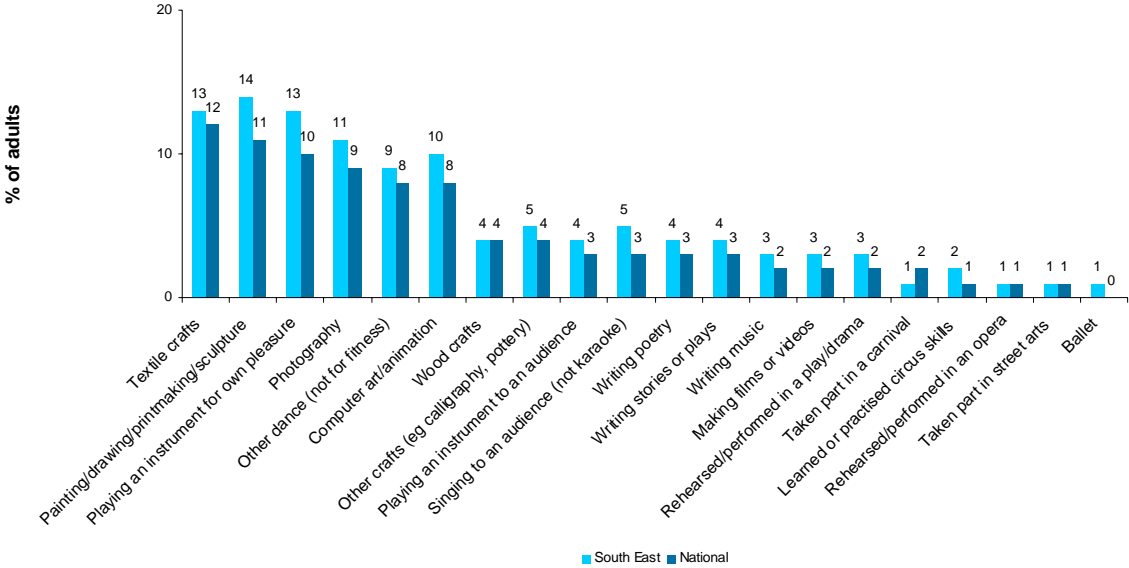
Figure 3: Attendance at arts events in the last 12 months by adults in England, 2008/09



**Participation by artform**

Taking Part also measures the proportion of adults in England who have participated in a range of artistic activities. As shown in the chart below, participation levels in the South East were higher than those seen nationally for the majority of the artistic activities. In line with national trends, textile crafts (13%), painting/drawing/printmaking/sculpture (14%) and playing an instrument for pleasure (13%) were the most popular forms of participation for respondents living in the South East.

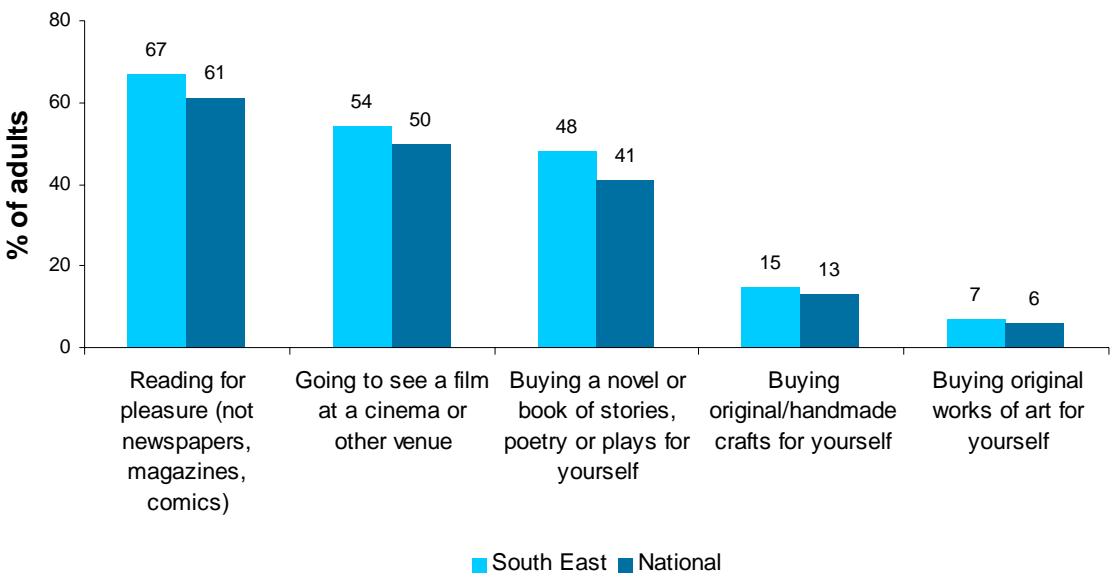
Figure 4: Participation in artistic activities in the last 12 months by adults in England, 2008/09



**Other leisure time activities**

In addition to going to arts events and doing arts activities, Taking Part also collects information on a number of other forms of cultural engagement, as shown in the chart below. More than half the respondents in the South East reported reading for pleasure (67%) and attending films (54%) and rates of engagement for each activity were higher in the South East than they were nationally.

Figure 5: Engagement in other leisure time activities in the last 12 months by adults in England, 2008/09

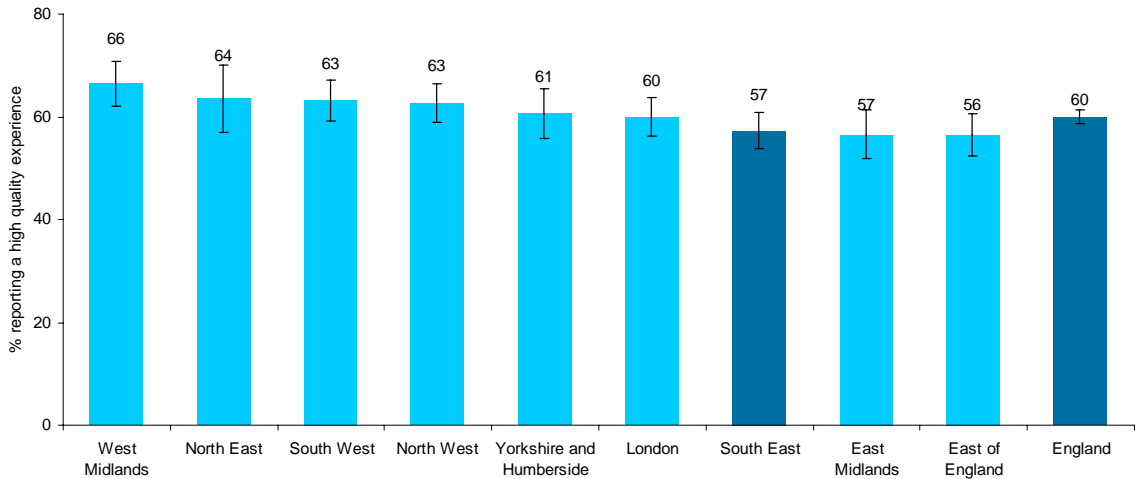


### Quality of experience

The Arts Council uses Taking Part data to provide an overall measure of the proportion of people rating their last arts experience as being of ‘high quality’. The Taking Part survey selects a random artform that a respondent has attended and asks a number of questions about their experience which are used to calculate the indicator of high quality. They are asked to rate their experience on a scale of 1 to 10, asked how likely they are to go again and asked whether they have recommended attending to a friend or family member<sup>5</sup>. The definition of a high quality arts experience is that respondents rate their enjoyment of it as seven or higher out of ten, say that they will definitely go again and that they have recommended attending it to a friend or family member.

Based on this definition, 57% of respondents living in the South East reported a high quality experience at their last attendance, compared with 60% nationally. This was significantly lower than the figure for the West Midlands (66%), South West (63%) and North West (63%) but not significantly different to the figure seen in all other English regions.

Figure 6: Proportion of arts attenders reporting a high quality experience at their most recent attendance, England, 2008/09



### Attitudinal data

A number of attitudinal questions were introduced into Taking Part in 2008/09. To ease the burden on respondents, they were asked of a quarter of respondents only. All questions were in the form of a set of statements and participants were

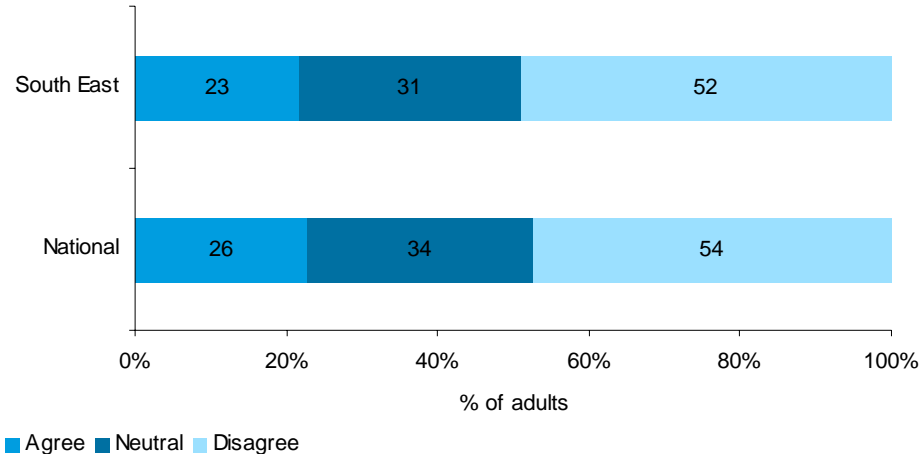
<sup>5</sup> The same questions are asked about a random participation experience but are not included within the indicator of high quality.

asked to indicate how strongly they agreed/disagreed with each one. Data from all questions was aggregated to combine those who agree or agree strongly, disagree or disagree strongly and those who were neutral, which refers to respondents saying either 'don't know' or 'neither agree nor disagree'

***The arts are not for people like me***

The Arts Council uses this question as a proxy measure of the importance of psychological barriers to the arts (for example feelings of exclusion or that the arts opportunities on offer have little relevance or appeal). Levels of agreement with this statement are lower in the South East than they are nationally as shown in the graph below:

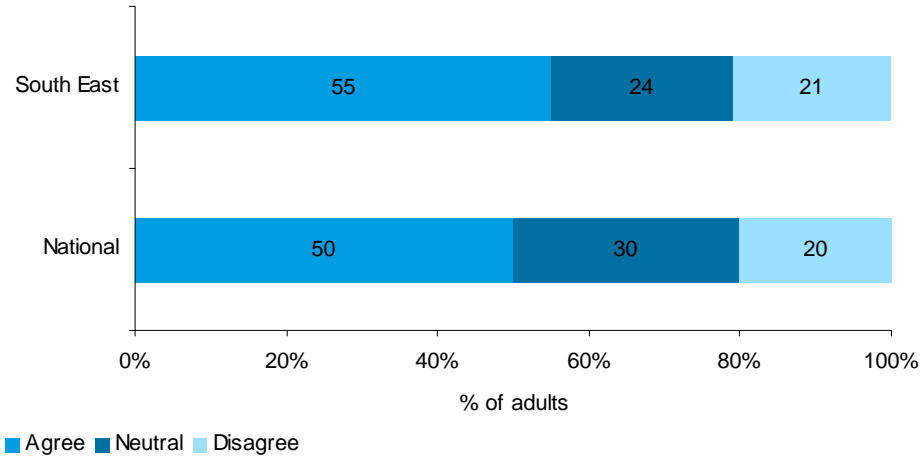
Figure 7: Responses to statement 'the arts are not for people like me' among adults in England, 2008/09



***There are lots of opportunities to get involved in the arts if I want***

The Arts Council uses this statement as a proxy measure of practical barriers to engagement with the arts such as limited access or lack of information about the opportunities available. As shown in the chart below, levels of agreement with this statement were higher for respondents living in the South East than they were nationally.

Figure 8: Response to statement 'there are lots of opportunities to get involved in the arts if I want among adults in England, 2008/09





## **Finding out more**

### ***National data from Taking Part***

At a national level, Taking Part data can be used to look at the effect of demographic and socio-economic factors such as disability, ethnicity or income level on people's arts engagement patterns, their ratings of their experiences and their attitudes to the arts. Details of these are presented in the headline findings report for 2008/09: [http://www.artscouncil.org.uk/publication\\_archive/arts-engagement-england-200809](http://www.artscouncil.org.uk/publication_archive/arts-engagement-england-200809)

### ***Arts engagement at a local authority level***

Data relating to arts engagement at a local authority level is collected by the Active People survey, as the sample size for Taking Part is too small to be broken down at this level. Data from the Active People survey is published by DCMS and is available here:

[http://www.culture.gov.uk/what\\_we\\_do/research\\_and\\_statistics/6230.aspx](http://www.culture.gov.uk/what_we_do/research_and_statistics/6230.aspx)

### ***Audience segmentation***

The Arts Council's segmentation of arts audiences was created based on Taking Part data from 2005/06 combined with lifestyle data from the Target Group Index survey. It divides the population into 13 segments based on their arts engagement patterns and gives details about the lifestyle and likely interests of each segment.

A breakdown of the region's population into the 13 segments (and further information about the segmentation) is available here:

<http://www.artscouncil.org.uk/about-us/research/arts-based-segmentation-research/downloads/>

### ***Regularly funded organisations annual submission***

Regularly funded organisations are asked to complete an annual submission form including financial information and audience numbers. Data from the annual submission, including regional breakdowns, are available here:

<http://www.artscouncil.org.uk/funding/regular-funding-organisations/annual-submission/regularly-funded-organisations-statistics-2008-09/>